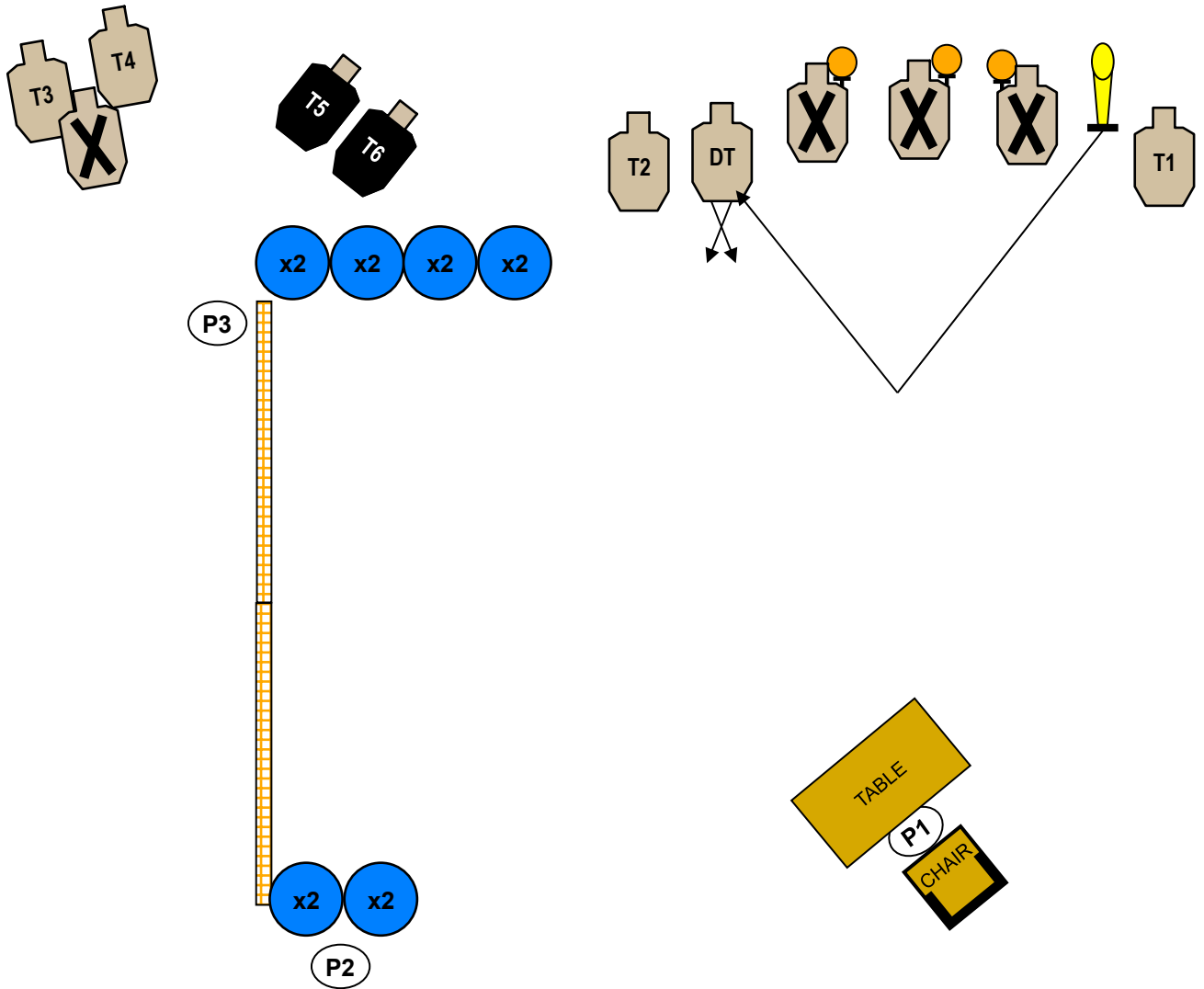




Tri-County Sportsman's League IDPA Scenario Office Activity

Stage #1
May 24, 2014
BAY 1

Active shooters take over the office and begin to take hostages. Engage the shooters and get the beep out of there, but watch out for your co-worker / hostages.



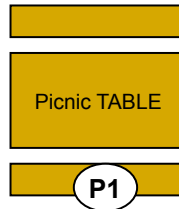
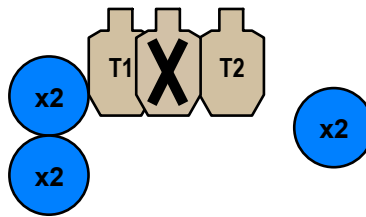
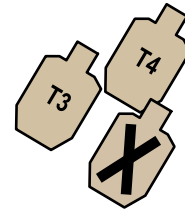
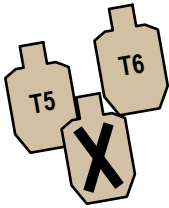
Concealment:	Yes	Pistol:	Loaded and holstered	Scoring:	Vickers
Style:	Freestyle	Reload:	IDPA Approved	Min. Rounds:	18
Start:	Fully seated in chair at desk, back against the chair				
At Signal:	Engage T1, PP1, plates, drop turner and T2 while seated or on the move to P2. At P2, engage T3 and T4. At P3, engage T5 and T6 using cover. All paper minimum two rounds each, all steel until they fall.				
**Notes:	180 degree muzzle safe plane rule is in effect. Reloads initiated at P1 must be completed at P1.				



Tri-County Sportsman's League IDPA Scenario Picnic Time

Stage #2
May 24, 2014
BAY 2

You are attacked while sitting alone at your picnic table.



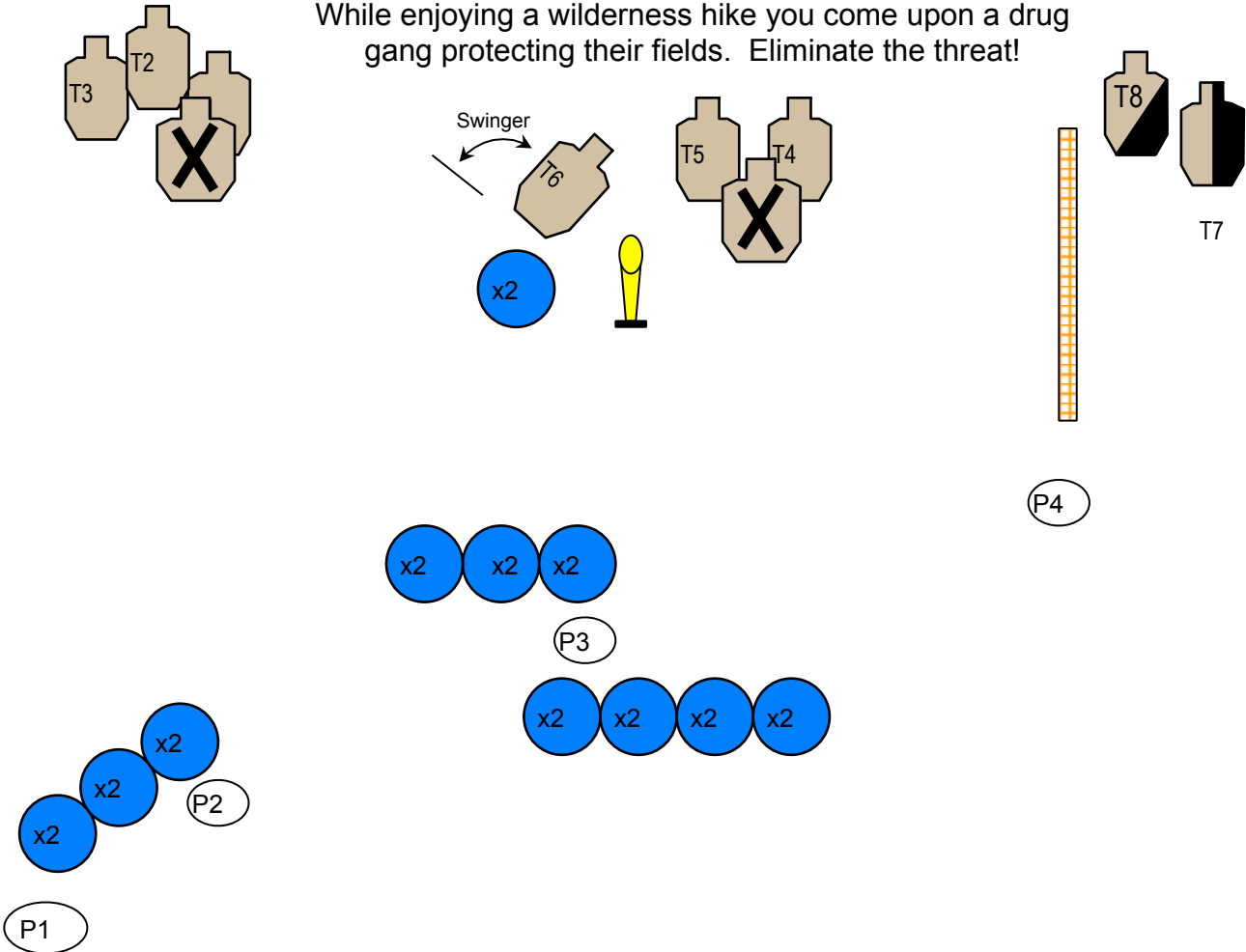
Concealment:	Yes	Pistol:	Unloaded on table. Mags on belts	Scoring:	Vickers
Style:	Freestyle	Reload:	IDPA Approved	Min. Rounds:	12
Start:	Seated downrange at picnic table with knees under table centered on table.				
At Signal:	Engage T1-T6 in tactical priority. – must remain seated while engaging targets.				
**Notes:	180 degree muzzle safe plane rule is in effect.				



Tri-County Sportsman's League IDPA Scenario
 May 2014
 "Backcountry Hiking"

Stage #3
 May 24, 2014
 BAY 3

While enjoying a wilderness hike you come upon a drug gang protecting their fields. Eliminate the threat!



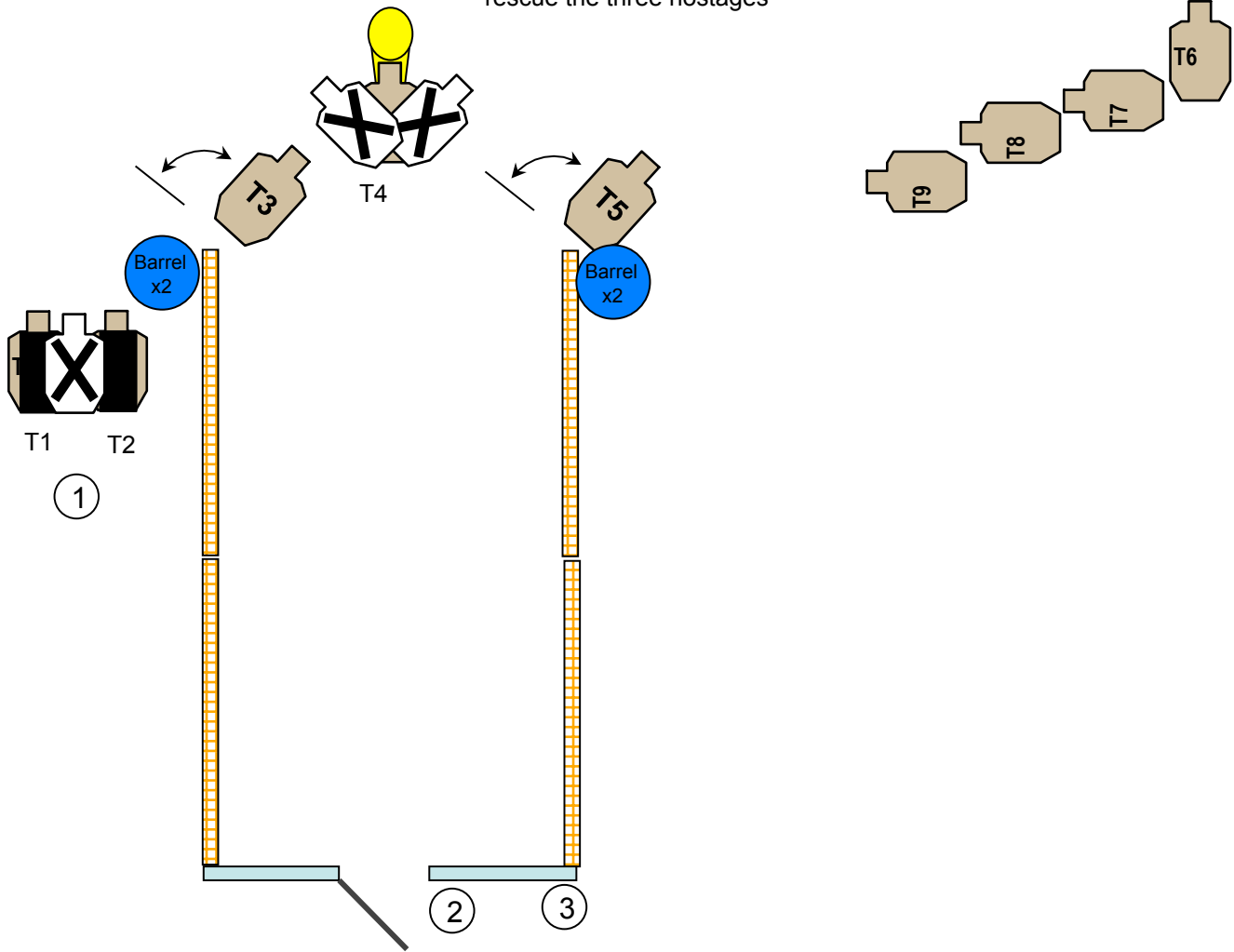
Concealment:	Required	Pistol:	Holstered and loaded to division capacity	Scoring:	Vickers
Style:	Freestyle	Reload:	IDPA Approved	Min. Rounds:	17
Start:	Standing at P1, pistol holstered and loaded to division capacity.				
At Signal:	Advance to P2 Engage T1 –T3 with 2 shots each in tactical priority Advance to P3, engage T4 – T5 with 2 shots each in tactical priority. Engage PP1 until steel drops to activate T6. Engage T6 with two shots. Advance to P4 and engage T7 – T8 with two shots each, tactical priority				
**Notes:	180 degree muzzle rule is in effect				



Tri-County Sportsman's League IDPA Scenario Hostage Rescue

Neutralize terrorist inside and outside the house and
rescue the three hostages

Stage #4
May 24, 2014
BAY 4

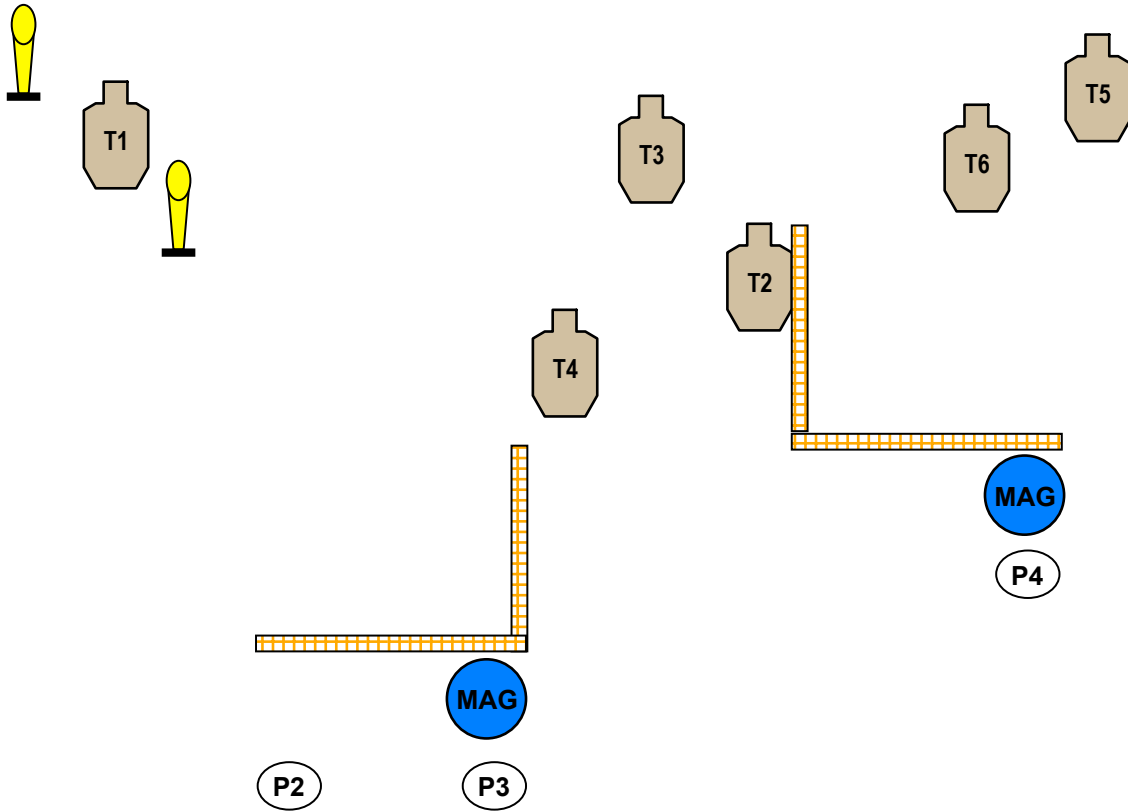


Concealment:	Yes	Pistol:	Holstered	Scoring:	Vickers
Style:	Freestyle	Reload:	IDPA approved	Min. Rounds:	18
Start:	Standing at P1 with hands in surrender position.				
At Signal:	Retreat from P1 to P2 and engage T1-T2 with 2 shot. each TAC sequence. At P2 open door, engage T4 (which activates swingers) and then T3 and T5 with 2 shots each. Move to P3 and engage T6 and his three attack dogs T7-T9 TAC priority with 2 shots each.				
**Notes:	Muzzle safety point on door must be avoided. 180 degree Muzzle Safe Plane rule in effect.				



Tri-County Sportsman's League IDPA Scenario
Caught as going out
Bad guys catch you without your gun loaded

Stage #5
 May 24, 2014
 BAY 5



P1

Concealment:	Required	Pistol:	Unloaded in holster	Scoring:	Vickers
Style:	Freestyle	Reload:	IDPA Approved	Min. Rounds:	14
Start:	Standing at P1. Gun is unloaded in holster. One mag on belt. All remaining mags to be placed on barrels; shooters choice where.				
At Signal:	Load gun and engage T1 and two poppers either on move to P2 – or from P2 (using cover). Move to P3 and engage T2-T4 with 2 shots each in tactical priority Move to P4 and engage T5-T6 with 2 shots each in tactical priority				
**Notes:	180 degree rule in effect				